

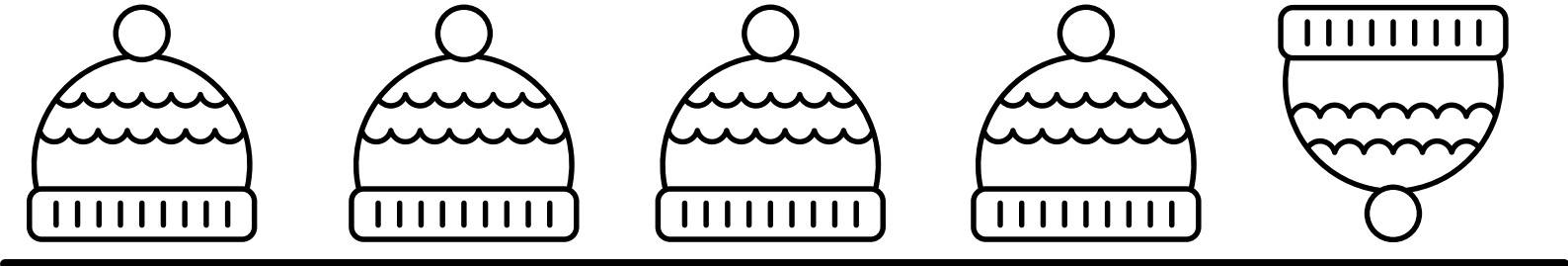
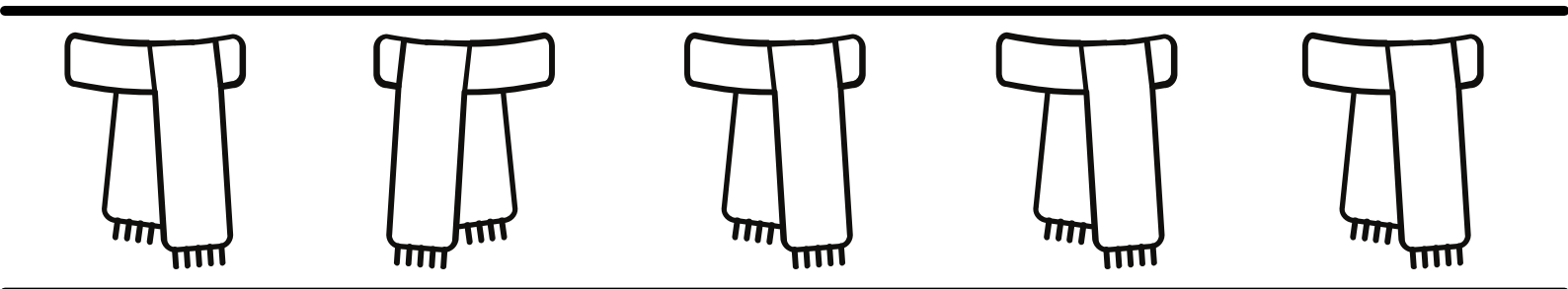




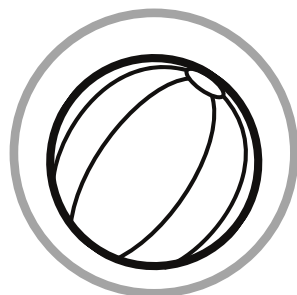


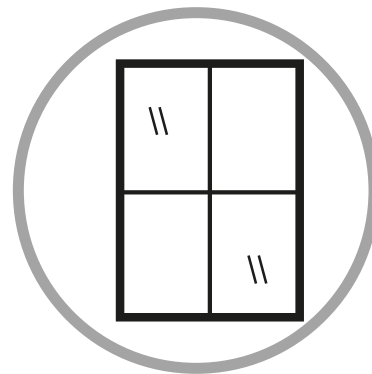
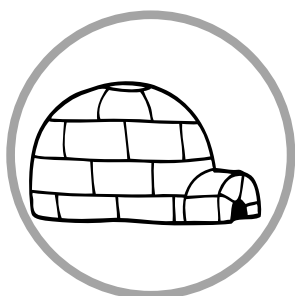



Který obrázek nepatří do řady?

Via ze školy

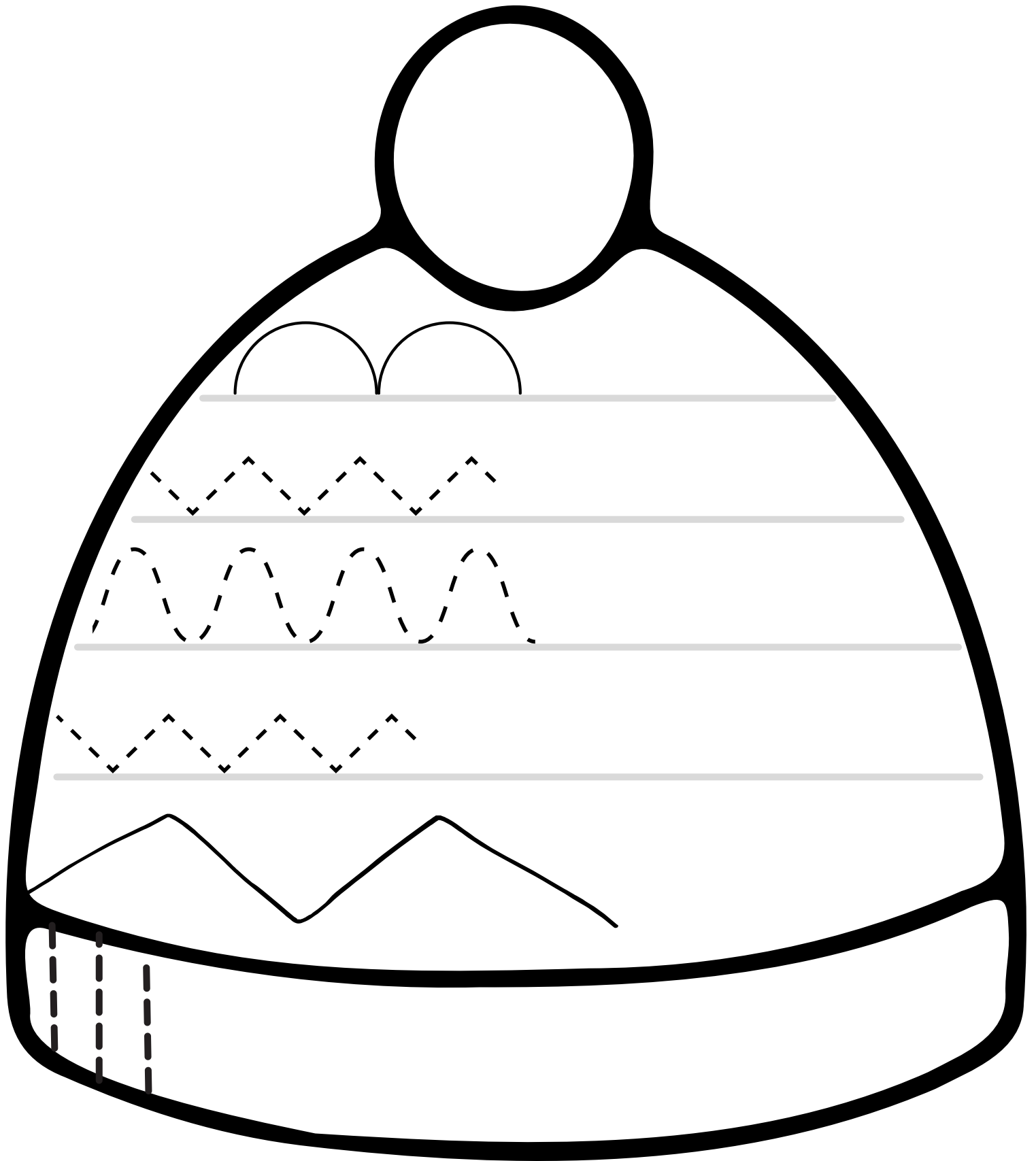


První hláskva ve slově

Vybarvi obrázky, které začínají
na hlásku „O“




Grafomotorika: Dokonči vzor na čepici.





Oblečení: Pojmenuj obrázky.

Via ze školky



✂ Rozstříhej obrázky a nalep je na správné místo.

Více ze školky











✂ Rozstříhej obrázek a nalep je na správné místo.


Věk 20 školky



Zimní počítání: Dokresli puntíky na rukavici podle počtu
na kostce.



Pracovní list: Spoj stejná písmena.



RUKAVICE

T R Ś U D K X H A W J V Y I O C E



SNĚHULE

Z S M J N E Ě F X H V P U Y T L C E

Šálová



Upletu si šálu z vlny,

(meleme předloktím)



pletu celý den,

(spojíme prsty, meleme pouze palci)

na sněhové radovánky

(spojené prsty, meleme palci = změníme směr)

jsem již připraven.

(točíme rukama v zápěstí)

